
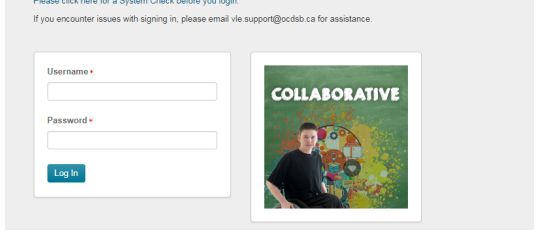

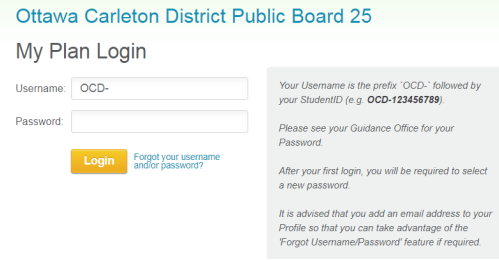




# South Carleton High School

## Online Course Selection Handout


### Grade 9 Sept. 2019

<b>STEP 1:</b>	Go to the SCHS website: <a href="http://southcarletonhs.ocdsb.ca/">http://southcarletonhs.ocdsb.ca/</a>
<b>STEP 2:</b>	<p>Click on the <b>Login</b> link, and select <b>Student Portal</b>. Then enter your regular school login username and password.</p> <div style="display: flex; justify-content: space-around; align-items: center;">   </div>
<b>STEP 3:</b>	<p>You should now be in the OCDSB Virtual Learning Environment. Please click on the Career Cruising icon. This will take you to the Career Cruising Login page.</p> <div style="display: flex; justify-content: space-around; align-items: center;">   </div> <p>Login using your student number <u>without</u> the “S” (username) and your Career Cruising password.</p>
<b>STEP 4:</b>	<ul style="list-style-type: none"> <li>• If you are asked to change your initial password, you should change it to keep your information secure and private. Yes, your password can still be recovered.</li> <li>• You may be prompted to input your email address. It is highly recommended that you do. Please use your OCDSB email address.</li> </ul>
<b>STEP 5:</b>	<ul style="list-style-type: none"> <li>• You should now be on “Welcome” page or “Dashboard” of Career Cruising.</li> <li>• On the left side of the page, under “What do you want to do?” , please click on “Choose My Courses”. This will take you to “My Course Plan.”</li> </ul>
<b>STEP 6:</b>	<ul style="list-style-type: none"> <li>• Flip this page to see an image of “My Course Plan”.</li> <li>• You can see all of the courses you will pick including an “Elective” and “Alternate” selection.</li> <li>• The courses in the yellow boxes are compulsory credits. Notice that all of the courses in grade 9 are considered compulsory.</li> <li>• If you would like to check out our full selection of courses, click on the “Book” icon above the “Tracking” feature on the upper right. This will open the course guide.</li> </ul>

**STEP 6:**  
(cont'd)

My Course Plan My Progress 0% 20 40 60 80 100% 0%

[Back to My IPP](#)



Year 9	Year 10	Year 11	Year 12
+ Gr 9 Electives	+ English II	+ English III	+ English IV
+ English I	+ Math II	+ Math III	+ Elective
+ Math I	+ Science II	+ Elective	+ Elective
+ Science I	+ History	+ Elective	+ Elective
+ French	+ Civics	+ Elective	+ Elective
+ Geography	+ Career Studies	+ Elective	+ Elective
+ Health & PE	+ Elective	+ Elective	+ Elective
+ Arts	+ Elective	+ Elective	+ Elective
<b>SUBMIT</b>			

Credits: 0 Credits: 0 Credits: 0 Credits: 0

[Add Column](#)

**Graduation Tracking**

0 / 30 Credits

[Learn More](#)

**Cluster Possibilities**

**Saved Clusters**

[Click here to add](#)

**Recommended Clusters**

[Click here to add](#)

[More »](#)

**SHSM**

[Learn More](#)

**STEP 7:**

Click on **English 1**. You will see that there are 3 different choices: ENG1D (Academic), ENG1P (Applied) and ENG1L (Essentials). Clicking on each of these opens an additional window below showing that particular course description as well as the next level of that course, the one it leads to.

Course Information				
Name	Code	Credit	Type	Grade
English - Grade 9 Academic	ENG1D.	1	D	9
English - Grade 9 Essentials	ENG1L.	1	L	9
English - Grade 9 Applied	ENG1P.	1	P	9



Description	Prerequisite	Selected	Future
This course is designed to develop the key oral communication, reading, writing, and media literacy skills students need for success in secondary school and daily life. Students will read, interpret, and create a variety of informational, literary, and graphic texts. An important focus will be on identifying and using appropriate strategies and processes to improve students' comprehension of texts and to help them communicate clearly and effectively. The course is intended to prepare students for the Grade 10 applied English course, which leads to college or workplace preparation courses in Grades 11 and 12.		English - Grade 9 Ap... ENG1P.	English - Grade 10 E ENG2L. English - Grade 10 A ENG2P.



**STEP 8:**

Now click on each of the Grade 9 course boxes. Select the level most appropriate for you for each course - after consultation with your teachers and parents. Be sure to include an alternate selection at the bottom. When selections are complete, please press the blue SUBMIT button at the bottom of the page.

**STEP 9:**

Now you must **print** a copy of your "option sheet". Go back to the icons above "Graduation Tracking" (see the image on the top of this page) The middle icon is a printer. Click on it to print your option sheet. (Do NOT print using your browser print icon.) There should be a barcode at the top of the page.

**STEP 10:**

**SIGN AND RETURN:** Both you and your parent(s) are required to sign the option sheet.  
**RETURN FORMS TO YOUR GRADE 8 TEACHER**